

Getting Started with the ActiveHealth App

With Luminare Health and ActiveHealth, taking the first step to improving your health is just a couple of taps away.



Download and Set Up



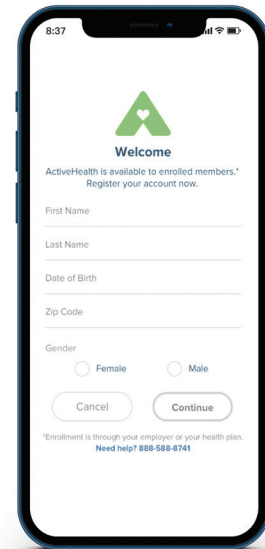
Download on the App Store



GET IT ON Google Play

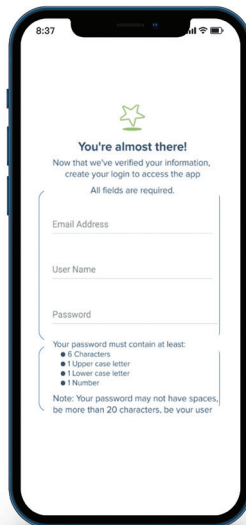


Tap Register

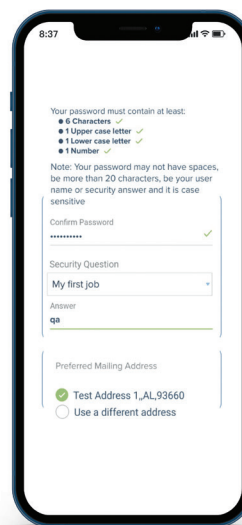


Then enter your information

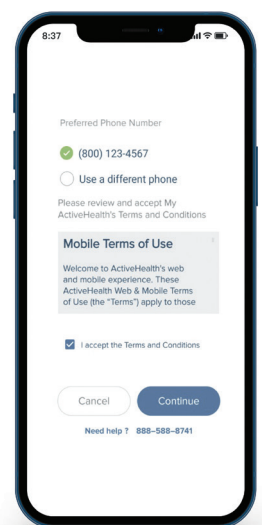
IMPORTANT: When entering your information, make sure it matches the information you gave when signing up for your health benefits. For example, if you used "James" to enroll in benefits, make sure to enter "James" here and not "Jim."



Enter and confirm your information to finish setting up your account.



After you finish this one-time account set-up, you can then use the app to complete your health assessment. It's fast and easy!



If you have any questions about your health benefits, call the number at the top of your ID card.